

## Fund facts

as at Sept. 30, 2012

**Fund code:** S017

**Asset class:** Balanced

**Asset category:** Canadian Balanced

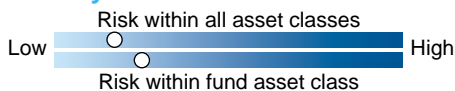
**Fund inception date:** February 1979

**Segregated fund size:** \$0.5 million

**Underlying fund:** Laketon Balanced Fund

**Underlying fund size:** \$0.5 million

## Volatility meter



## Investment advisor

GLC Asset Management Group Ltd. (GLC)

## Who is GLC Asset Management Group Ltd. (GLC)?

- Canadian portfolio management subsidiary of The Great-West Life Assurance Company
- Offers a broad range of investment mandates through three distinct investment management divisions: GWL Investment Management (GWLIM), London Capital Management (London Capital), and Laketon Investment Management (Laketon)
- \$30.6 billion in assets under management as of December 31, 2011

## Investment management style

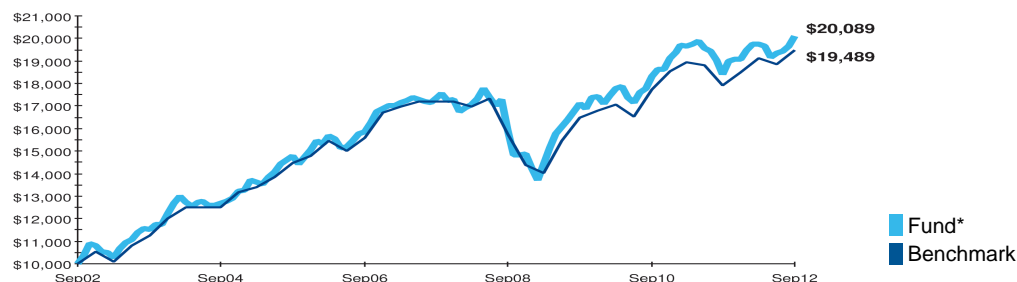
Asset allocation decisions are made using the position of the economy within the business cycle and the potential returns for asset classes over time. Also considered are market sentiment indicators and assessment of the relative attractiveness of markets around the world. The Fund invests up to the maximum allowable in foreign equities.

## Fund objective

To provide income combined with capital preservation and appreciation. The Fund provides investors with an optimal mix of Canadian equities, foreign equities and fixed income, based on a number of risk and reward factors.

## Historical performance as at Sept. 30, 2012

This graph shows how a \$10,000 investment in this fund would have changed in value compared with the benchmark: 35% S&P/TSX Composite Index, 12.5% S&P 500, 12.5% MSCI EAFE, 35% DEX Universe, 5% DEX 91 Day T-Bill



## Compound returns as at Sept. 30, 2012

	3 Mth	1 Year	2 Year**	3 Year**	4 Year**	5 Year**	10 Year**
Fund*	3.80%	9.18%	4.76%	5.46%	5.95%	2.95%	7.23%
Benchmark	3.43%	8.76%	4.82%	5.70%	5.48%	2.51%	6.90%

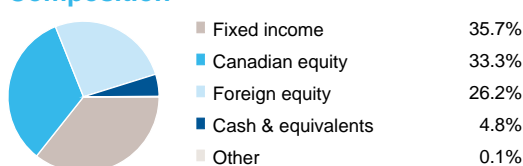
\*\* Stated on an annualized basis

## Calendar year returns


	YTD 2012	2011	2010	2009	2008	2007
Fund*	5.24%	-0.28%	9.80%	17.06%	-13.93%	2.50%
Benchmark	5.42%	-0.19%	10.20%	16.96%	-16.46%	2.99%

\* Any performance shown prior to the fund's inception date is that of the underlying fund and is considered representative of this fund's performance.

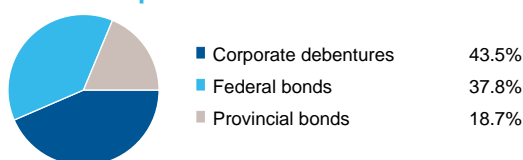
## Composition



## Equity industry



## Bond composition



## Top holdings as at Sept. 30, 2012

iShares MSCI EAFE E.T.F.	12.6%
SPDR S&P 500 E.T.F.	12.6%
Canada Housing Trust, 2.75%, Jun/15/2016	2.7%
TD Bank	2.6%
Canada Housing Trust, 3.15%, Jun/15/2014	2.4%
Province of Ontario, 6.50%, Mar/8/2029	2.4%
Bank of Nova Scotia	2.2%
Gov't of Canada, 3.50%, Jun/1/2020	1.9%
iShares S&P/TSX Capped Energy	1.8%
Canada Housing Trust, 2.65%, Mar/15/2022	1.8%
<b>Total</b>	<b>43.0%</b>

Canada Life and design are trademarks of The Canada Life Assurance Company. The group retirement savings and payout annuity products are issued by Canada Life. Canada Life and London Life Insurance Company are subsidiaries of Great-West Life. The indicated fund performance reflects changes in unit value and reinvestment of all distributions, and is after deduction of all fund operating expenses and applicable taxes, but before the deduction of investment management fees and applicable taxes. The historical performance shown is that of the Canada Life segregated fund or the underlying third-party fund. Performance data is provided for illustrative purposes only and represents past performance, which is not indicative of future performance. For more information on the fund and its holdings, call the Canada Life Retirement Information Line at 1-800-305-1444.