

Fund facts

as at Sept. 30, 2012

Fund code: S191

Asset class: Balanced

Asset category: Canadian Balanced

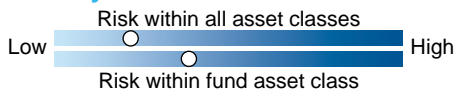
Fund inception date: November 1998

Segregated fund size: \$258.7 million

Underlying fund: Fidelity Canadian Asset Allocation Fund

Underlying fund size: \$4978.1 million

Volatility meter



Investment advisor

Fidelity Investments Canada

Who is Fidelity Investments Canada?

- Established in 1987
- Part of Fidelity Investments of Boston
- More than \$64 billion in assets under management as at December 31, 2011

Investment management style

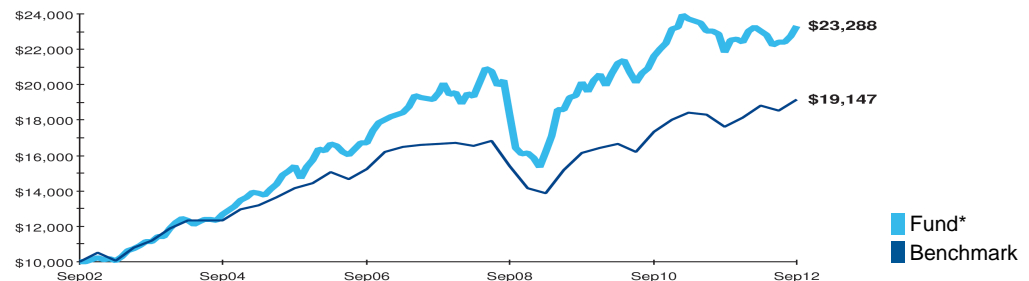
The Fund takes bottom-up approach by focusing on the fundamental strengths of companies, their industry sectors, and finally the countries or markets where they do business.

Fund objective

To achieve high total investment return by investing in Canadian equity securities, fixed-income securities, and money market instruments. This Fund uses an asset allocation approach.

Historical performance as at Sept. 30, 2012

This graph shows how a \$10,000 investment in this fund would have changed in value compared with the benchmark: 25% MSCI World Index, 30% S&P/TSX Composite Index, 40% DEX Universe Index, 5% TSX DEX 91 Day T-Bill Index



Compound returns as at Sept. 30, 2012

	3 Mth	1 Year	2 Year**	3 Year**	4 Year**	5 Year**	10 Year**
Fund*	3.95%	6.72%	3.78%	5.01%	6.21%	3.55%	8.82%
Benchmark	3.43%	8.76%	5.05%	5.84%	5.58%	2.81%	6.71%

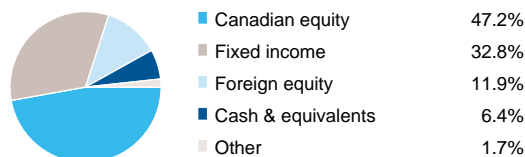
** Stated on an annualized basis

Calendar year returns

	YTD 2012	2011	2010	2009	2008	2007
Fund*	4.00%	-3.19%	12.30%	27.52%	-17.49%	8.46%
Benchmark	5.42%	0.70%	9.84%	15.84%	-15.16%	2.99%

* Any performance shown prior to the fund's inception date is that of the underlying fund and is considered representative of this fund's performance.

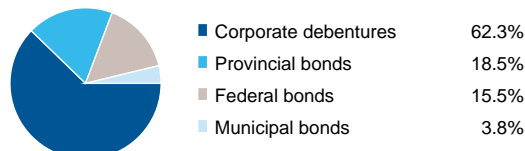
Composition



Equity industry



Bond composition



Top holdings as at Sept. 30, 2012

TD Bank	3.9%
Fidelity Convertible Securities Investment Trust	3.0%
Bank of Nova Scotia	2.4%
Suncor Energy	2.2%
Cenovus Energy	2.1%
DERIVATIVES	1.6%
Bank of Montreal	1.6%
TransCanada Corp.	1.6%
Yamana Gold Inc.	1.5%
BCE Inc.	1.4%
Total	21.3%

Canada Life and design are trademarks of The Canada Life Assurance Company. The group retirement savings and payout annuity products are issued by Canada Life. Canada Life and London Life Insurance Company are subsidiaries of Great-West Life. The indicated fund performance reflects changes in unit value and reinvestment of all distributions, and is after deduction of all fund operating expenses and applicable taxes, but before the deduction of investment management fees and applicable taxes. The historical performance shown is that of the Canada Life segregated fund or the underlying third-party fund. Performance data is provided for illustrative purposes only and represents past performance, which is not indicative of future performance. For more information on the fund and its holdings, call the Canada Life Retirement Information Line at 1-800-305-1444.