

Fund facts

as at Sept. 30, 2012

Fund code: S101

Asset class: Canadian equity

Asset category: Canadian Equity

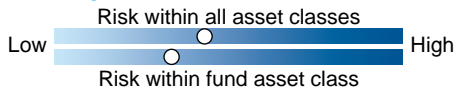
Fund inception date: October 1997

Segregated fund size: \$35.3 million

Underlying fund: AGF Canadian Growth Equity Fund

Underlying fund size: \$532.3 million

Volatility meter



Equity style and capitalization overview

	Value	Core/GARP	Growth
Large			
Mid			
Small			

Investment advisor

AGF Investments Inc.

Who is AGF Investments Inc.?

- Founded in 1957
- Offices across Canada and subsidiaries around the world
- \$45.1 billion in assets under management as at December 31, 2011

Investment management style

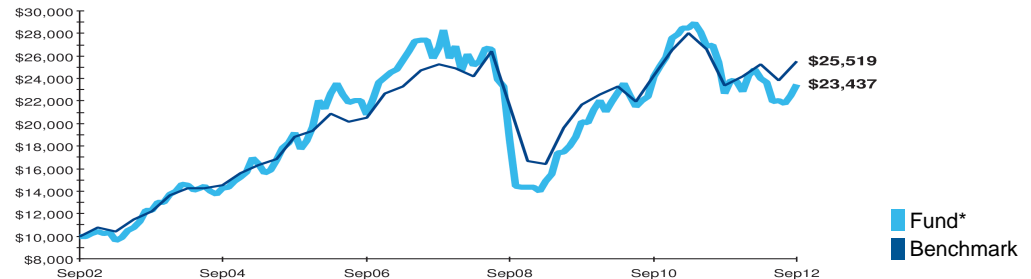
The Fund uses a growth-oriented approach emphasizing bottom-up stock selection. Stocks are chosen based on their ability to generate above-average growth in sales, earnings and/or cash flow. Many of the companies chosen for investment are in the early stages of growth and tend to be volatile. To offset risk, the Fund invests in a large number of companies across a diverse range of sectors, with a goal of minimizing the negative impact any one can have on the overall portfolio.

Fund objective

To provide superior capital growth through shares of Canadian companies throughout the capitalization spectrum with above-average potential to grow sales, earnings and cash flow.

Historical performance as at Sept. 30, 2012

This graph shows how a \$10,000 investment in this fund would have changed in value compared with the benchmark: 100% S&P/TSX Composite Index



Compound returns as at Sept. 30, 2012

	3 Mth	1 Year	2 Year**	3 Year**	4 Year**	5 Year**	10 Year**
Fund*	6.23%	3.34%	-1.49%	5.11%	5.98%	-2.64%	8.89%
Benchmark	7.02%	9.16%	2.60%	5.52%	4.24%	0.22%	9.82%

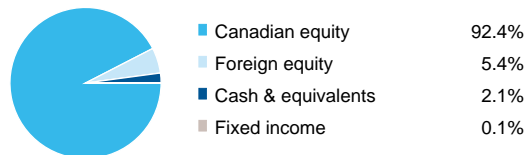
** Stated on an annualized basis

Calendar year returns

	YTD 2012	2011	2010	2009	2008	2007
Fund*	2.62%	-17.16%	25.24%	53.60%	-46.68%	11.74%
Benchmark	5.36%	-8.71%	17.61%	35.06%	-33.01%	9.82%

* Any performance shown prior to the fund's inception date is that of the underlying fund and is considered representative of this fund's performance.

Composition



Equity industry



Geographic split



Top holdings as at Sept. 30, 2012

Catamaran Corp.	4.4%
Goldcorp Inc.	3.6%
Open Text	3.0%
Allied Nevada Gold	2.4%
Cameco Corp.	2.3%
Celtic Exploration	2.2%
West Fraser Timber Co.	2.1%
Canadian Natural Resources	2.0%
Eldorado Gold	2.0%
Central Fund of Canada	2.0%
Total	26.0%

Canada Life and design are trademarks of The Canada Life Assurance Company. The group retirement savings and payout annuity products are issued by Canada Life. Canada Life and London Life Insurance Company are subsidiaries of Great-West Life. The indicated fund performance reflects changes in unit value and reinvestment of all distributions, and is after deduction of all fund operating expenses and applicable taxes, but before the deduction of investment management fees and applicable taxes. The historical performance shown is that of the Canada Life segregated fund or the underlying third-party fund. Performance data is provided for illustrative purposes only and represents past performance, which is not indicative of future performance. For more information on the fund and its holdings, call the Canada Life Retirement Information Line at 1-800-305-1444.