

Fund facts

as at Sept. 30, 2012

Fund code: S234

Asset class: Canadian equity

Asset category: Canadian Equity

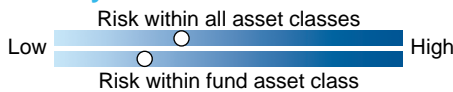
Fund inception date: May 1999

Segregated fund size: \$0.4 million

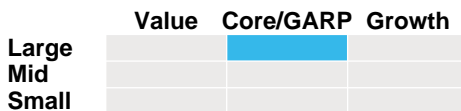
Underlying fund: UBS Canadian Equity Fund

Underlying fund size: \$632.5 million

Volatility meter



Equity style and capitalization overview



Investment advisor

UBS Global Asset Management

Who is UBS Global Asset Management?

- Manages assets for institutional and wholesale clients
- More than \$623 billion in assets under management as at December 31, 2011

Investment management style

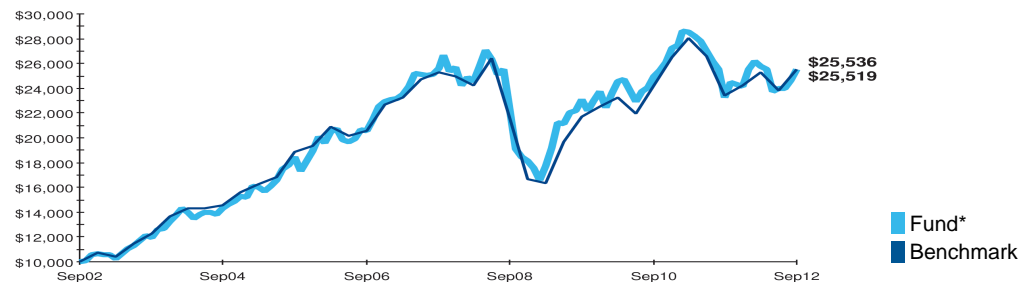
At the core of UBS Global AM's investment philosophy is the premise that the intrinsic value of any security is defined by the value of its future cash flows. Key to capturing these opportunities is the firm's team-oriented investment approach. A globally integrated investment platform and state-of-the-art risk management system and processes are central to the firm's approach.

Fund objective

The Fund's assets are invested in an actively managed portfolio consisting primarily of common or other capital stocks of Canadian corporations, and securities with common stock-like investment characteristics. The Fund's investment objective is to exceed the return of the S&P/TSX Composite Index over moving four-year periods.

Historical performance as at Sept. 30, 2012

This graph shows how a \$10,000 investment in this fund would have changed in value compared with the benchmark: 100% S&P/TSX Composite Index



Compound returns as at Sept. 30, 2012

	3 Mth	1 Year	2 Year**	3 Year**	4 Year**	5 Year**	10 Year**
Fund*	6.54%	9.98%	1.16%	3.39%	3.35%	-0.03%	9.83%
Benchmark	7.02%	9.16%	2.60%	5.52%	4.24%	0.22%	9.82%

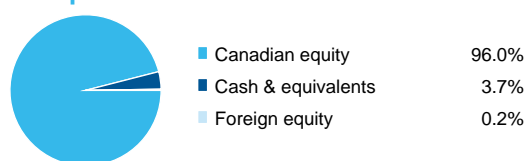
** Stated on an annualized basis

Calendar year returns

	YTD 2012	2011	2010	2009	2008	2007
Fund*	5.83%	-11.34%	14.67%	30.70%	-29.35%	12.28%
Benchmark	5.36%	-8.71%	17.61%	35.06%	-33.01%	9.82%

* Any performance shown prior to the fund's inception date is that of the underlying fund and is considered representative of this fund's performance.

Composition



Equity industry



Geographic split



Top holdings as at Sept. 30, 2012

UBS Small Capitalization Fund	10.6%
TD Bank	6.4%
Royal Bank of Canada	5.3%
Suncor Energy	4.8%
Bank of Nova Scotia	4.0%
TELUS Corp.	3.6%
CIBC	3.2%
Barrick Gold Corp.	3.2%
Goldcorp Inc.	2.8%
Magna International	2.6%
Total	46.5%

Canada Life and design are trademarks of The Canada Life Assurance Company. The group retirement savings and payout annuity products are issued by Canada Life. Canada Life and London Life Insurance Company are subsidiaries of Great-West Life. The indicated fund performance reflects changes in unit value and reinvestment of all distributions, and is after deduction of all fund operating expenses and applicable taxes, but before the deduction of investment management fees and applicable taxes. The historical performance shown is that of the Canada Life segregated fund or the underlying third-party fund. Performance data is provided for illustrative purposes only and represents past performance, which is not indicative of future performance. For more information on the fund and its holdings, call the Canada Life Retirement Information Line at 1-800-305-1444.