

Fund facts

as at Sept. 30, 2012

Fund code: S203

Asset class: Canadian equity

Asset category: Canadian Equity

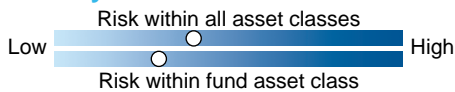
Fund inception date: March 1999

Segregated fund size: \$25.5 million

Underlying fund: Greystone Canadian Equity Fund

Underlying fund size: \$1706.0 million

Volatility meter



Equity style and capitalization overview

	Value	Core/GARP	Growth
Large			
Mid			
Small			

Investment advisor

Greystone Managed Investments Inc.

Who is Greystone Managed Investments Inc.?

- Founded in 1988
- Independent investment counsellor is majority-owned by its employees
- More than \$33.61 billion in assets under management as at December 31, 2011

Investment management style

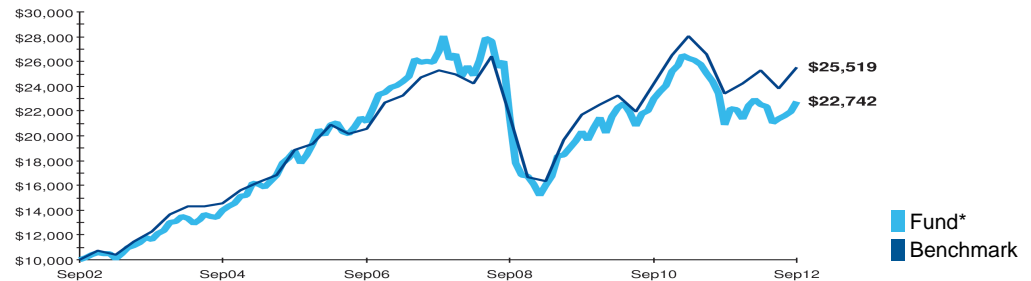
The Fund's equity style is growth-oriented. Using quantitative and qualitative methods, the firm's Canadian equity team builds portfolios that focus on companies with superior and sustainable earnings growth relative to the market.

Fund objective

The manager invests the assets in the Fund primarily in common or other capital stocks in Canadian corporations, and securities with common stock-like investment characteristics, including rights, warrants and income trusts. By investing in companies expected to be top performers within identified sectors, the objective of the Fund is to outperform the S&P/TSX Composite Index.

Historical performance as at Sept. 30, 2012

This graph shows how a \$10,000 investment in this fund would have changed in value compared with the benchmark: 100% S&P/TSX Composite Index



Compound returns as at Sept. 30, 2012

	3 Mth	1 Year	2 Year**	3 Year**	4 Year**	5 Year**	10 Year**
Fund*	6.45%	9.01%	-0.56%	3.83%	1.38%	-3.28%	8.56%
Benchmark	7.02%	9.16%	2.60%	5.52%	4.24%	0.22%	9.82%

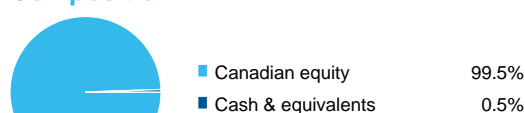
** Stated on an annualized basis

Calendar year returns

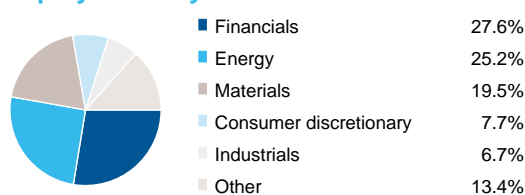
	YTD 2012	2011	2010	2009	2008	2007
Fund*	6.32%	-15.17%	17.65%	27.78%	-36.89%	12.98%
Benchmark	5.36%	-8.71%	17.61%	35.06%	-33.01%	9.82%

* Any performance shown prior to the fund's inception date is that of the underlying fund and is considered representative of this fund's performance.

Composition



Equity industry



Geographic split



Top holdings as at Sept. 30, 2012

TD Bank	7.7%
Bank of Nova Scotia	5.4%
Suncor Energy	5.4%
Bank of Montreal	4.7%
Goldcorp Inc.	4.5%
Yamana Gold Inc.	4.0%
Canadian National Railway	3.6%
National Bank of Canada	3.4%
TransCanada Corp.	3.3%
Enbridge Inc.	3.0%
Total	45.0%

Canada Life and design are trademarks of The Canada Life Assurance Company. The group retirement savings and payout annuity products are issued by Canada Life. Canada Life and London Life Insurance Company are subsidiaries of Great-West Life. The indicated fund performance reflects changes in unit value and reinvestment of all distributions, and is after deduction of all fund operating expenses and applicable taxes, but before the deduction of investment management fees and applicable taxes. The historical performance shown is that of the Canada Life segregated fund or the underlying third-party fund. Performance data is provided for illustrative purposes only and represents past performance, which is not indicative of future performance. For more information on the fund and its holdings, call the Canada Life Retirement Information Line at 1-800-305-1444.