

Fund facts

as at Sept. 30, 2012

Fund code: S285

Asset class: Canadian equity

Asset category: Canadian Equity

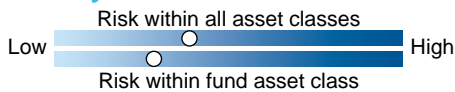
Fund inception date: November 2000

Segregated fund size: \$18.0 million

Underlying fund: London Capital Canadian Equity Fund

Underlying fund size: \$18.0 million

Volatility meter



Equity style and capitalization overview

	Value	Core/GARP	Growth
Large			
Mid			
Small			

Investment advisor

GLC Asset Management Group Ltd. (GLC)

Who is GLC Asset Management Group Ltd. (GLC)?

- Canadian portfolio management subsidiary of The Great-West Life Assurance Company
- Offers a broad range of investment mandates through three distinct investment management divisions: GWL Investment Management (GWLIM), London Capital Management (London Capital), and Laketon Investment Management (Laketon)
- \$30.6 billion in assets under management as of December 31, 2011

Investment management style

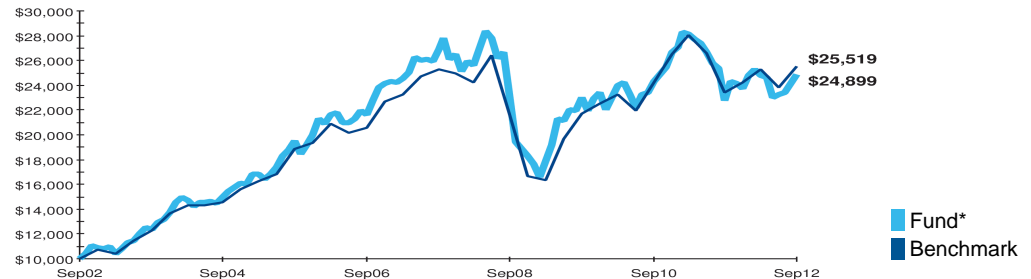
London Capital's disciplined investment process includes monitoring the aggregate portfolio in a fund to ensure that it emphasizes the target attributes, ensuring style consistency. The firm applies its disciplined style and process to balanced, fixed income and equity portfolios, with a goal of superior performance over the long term. The firm's equity management style is growth at a reasonable price.

Fund objective

To provide long-term capital appreciation. This Fund invests primarily in Canadian and United States growth equities.

Historical performance as at Sept. 30, 2012

This graph shows how a \$10,000 investment in this fund would have changed in value compared with the benchmark: 100% S&P/TSX Composite Index



Compound returns as at Sept. 30, 2012

	3 Mth	1 Year	2 Year**	3 Year**	4 Year**	5 Year**	10 Year**
Fund*	7.12%	9.37%	1.19%	2.68%	1.88%	-1.52%	9.55%
Benchmark	7.02%	9.16%	2.60%	5.52%	4.24%	0.22%	9.82%

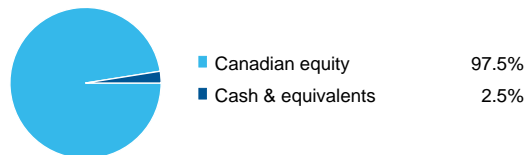
** Stated on an annualized basis

Calendar year returns


	YTD 2012	2011	2010	2009	2008	2007
Fund*	4.93%	-11.00%	13.70%	28.12%	-30.94%	9.84%
Benchmark	5.36%	-8.71%	17.61%	35.06%	-33.01%	9.82%

* Any performance shown prior to the fund's inception date is that of the underlying fund and is considered representative of this fund's performance.

Composition



Equity industry



Geographic split



Top holdings as at Sept. 30, 2012

Royal Bank of Canada	6.5%
TD Bank	6.2%
Bank of Nova Scotia	5.3%
Suncor Energy	4.5%
Goldcorp Inc.	3.6%
Barrick Gold Corp.	3.5%
Canadian Natural Resources	3.4%
Potash Corp. of Saskatchewan	2.9%
CIBC	2.9%
Canadian National Railway	2.6%
Total	41.4%

Canada Life and design are trademarks of The Canada Life Assurance Company. The group retirement savings and payout annuity products are issued by Canada Life. Canada Life and London Life Insurance Company are subsidiaries of Great-West Life. The indicated fund performance reflects changes in unit value and reinvestment of all distributions, and is after deduction of all fund operating expenses and applicable taxes, but before the deduction of investment management fees and applicable taxes. The historical performance shown is that of the Canada Life segregated fund or the underlying third-party fund. Performance data is provided for illustrative purposes only and represents past performance, which is not indicative of future performance. For more information on the fund and its holdings, call the Canada Life Retirement Information Line at 1-800-305-1444.