

Fund facts

as at Sept. 30, 2012

Fund code: S105

Asset class: Canadian equity

Asset category: Canadian Equity Small and Mid Cap

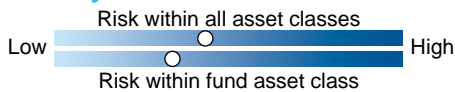
Fund inception date: October 1997

Segregated fund size: \$88.2 million

Underlying fund: Bissett Small Cap Fund

Underlying fund size: \$470.5 million

Volatility meter



Equity style and capitalization overview

	Value	Core/GARP	Growth
Large			
Mid			
Small			

Investment advisor

Bissett Investment Management

Who is Bissett Investment Management?

- Established in 1982
- Based in Calgary, Alberta
- \$13 billion in assets under management as at December 31, 2011

Investment management style

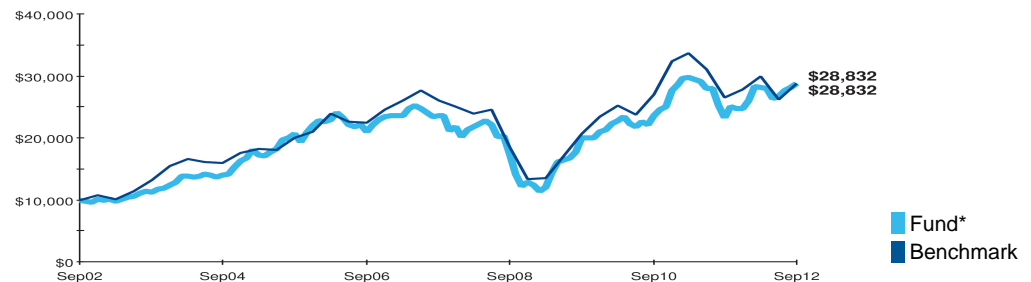
The Fund uses a bottom-up stock selection process to choose well-managed companies deemed to offer potential for long-term capital appreciation. Companies are selected from various industries in order to compensate for the volatility inherent in small-cap stocks.

Fund objective

To provide long-term growth opportunities through investments in small- to mid-sized Canadian and U.S. companies that are expected to provide above-average returns.

Historical performance as at Sept. 30, 2012

This graph shows how a \$10,000 investment in this fund would have changed in value compared with the benchmark: 100% BMO Nesbitt Burns Small Cap Weighted Index



Compound returns as at Sept. 30, 2012

	3 Mth	1 Year	2 Year**	3 Year**	4 Year**	5 Year**	10 Year**
Fund*	8.14%	24.22%	10.70%	13.01%	13.48%	4.14%	11.17%
Benchmark	10.20%	9.06%	3.22%	11.81%	11.71%	2.03%	11.17%

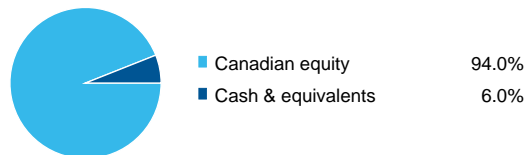
** Stated on an annualized basis

Calendar year returns


	YTD 2012	2011	2010	2009	2008	2007
Fund*	16.31%	-10.24%	31.51%	63.38%	-41.11%	-6.65%
Benchmark	3.64%	-14.15%	38.51%	75.11%	-46.60%	2.03%

* Any performance shown prior to the fund's inception date is that of the underlying fund and is considered representative of this fund's performance.

Composition



Equity industry



Geographic split



Top holdings as at Sept. 30, 2012

Equitable Group	7.7%
Richelieu Hardware	7.6%
Savanna Energy Services	6.8%
Winpak Ltd.	5.3%
Leon's Furniture	4.8%
Norbord Inc.	4.6%
RONA Inc.	4.2%
Horizon North Logistics	3.7%
Aastra Technologies	3.2%
Indigo Books & Music	2.9%
Total	50.8%

Canada Life and design are trademarks of The Canada Life Assurance Company. The group retirement savings and payout annuity products are issued by Canada Life. Canada Life and London Life Insurance Company are subsidiaries of Great-West Life. The indicated fund performance reflects changes in unit value and reinvestment of all distributions, and is after deduction of all fund operating expenses and applicable taxes, but before the deduction of investment management fees and applicable taxes. The historical performance shown is that of the Canada Life segregated fund or the underlying third-party fund. Performance data is provided for illustrative purposes only and represents past performance, which is not indicative of future performance. For more information on the fund and its holdings, call the Canada Life Retirement Information Line at 1-800-305-1444.