

Fund facts

as at Sept. 30, 2012

Fund code: S124

Asset class: Balanced

Asset category: Canadian Balanced

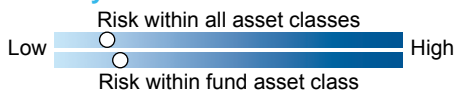
Fund inception date: October 1997

Segregated fund size: \$7.7 million

Underlying fund: Fiera Balanced Fund

Underlying fund size: \$251.4 million

Volatility meter



Investment advisor

Fiera Capital Corporation

Who is Fiera Capital Corporation?

- Full service investment counsel firm for institutional and retail clients
- Offices located in Toronto, Montreal, Vancouver and Boston
- Over \$54 billion in assets under management as at December 31, 2011
- Fiera Sceptre Inc. renamed Fiera Capital Corporation effective April, 2012

Investment management style

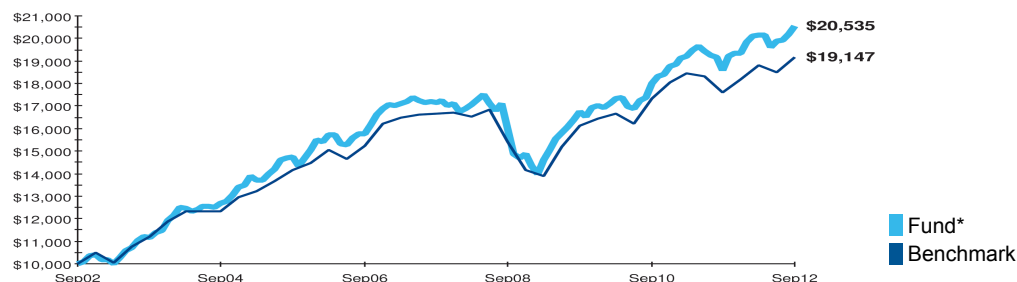
Equities selected on the basis of price and value, management fundamentals and financial strength. Bonds selected on the current and projected credit quality of the issuer, value of the security, and the overall outlook for the interest rate and spreads relative to Canadian bonds. The Fund invests between 40% - 65% in equities, with the balance in bonds and cash or cash equivalents.

Fund objective

To provide the opportunity for reasonable rates of return on invested capital over the long term. This is consistent with the goal of capital preservation achieved by combining fixed income investments, Canadian, U.S. and international equities.

Historical performance as at Sept. 30, 2012

This graph shows how a \$10,000 investment in this fund would have changed in value compared with the benchmark: 25% MSCI World Index, 30% S&P/TSX Composite Index, 40% DEX Universe Index, 5% TSX DEX 91 Day T-Bill Index



Compound returns as at Sept. 30, 2012

	3 Mth	1 Year	2 Year**	3 Year**	4 Year**	5 Year**	10 Year**
Fund*	3.30%	10.49%	6.85%	7.01%	6.47%	3.66%	7.46%
Benchmark	3.43%	8.76%	5.05%	5.84%	5.58%	2.81%	6.71%

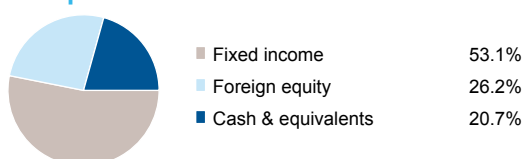
** Stated on an annualized basis

Calendar year returns

	YTD 2012	2011	2010	2009	2008	2007
Fund*	6.12%	3.06%	10.31%	14.48%	-13.17%	1.53%
Benchmark	5.42%	0.70%	9.84%	15.84%	-15.16%	2.99%

* Any performance shown prior to the fund's inception date is that of the underlying fund and is considered representative of this fund's performance.

Composition



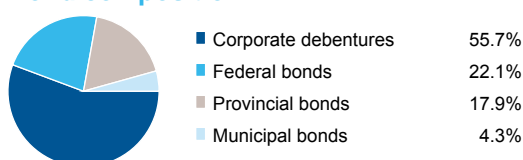
Top holdings as at Sept. 30, 2012

Fiera Capital Canadian Equity Value Fund	33.6%
Fiera Capital Active Fixed Income Fund	31.0%
Fiera Capital Global Equity Fund	26.3%
Fiera Capital Short Term Fund	9.1%
Total	100.0%

Equity industry



Bond composition



Canada Life and design are trademarks of The Canada Life Assurance Company. The group retirement savings and payout annuity products are issued by Canada Life. Canada Life and London Life Insurance Company are subsidiaries of Great-West Life. The indicated fund performance reflects changes in unit value and reinvestment of all distributions, and is after deduction of all fund operating expenses and applicable taxes, but before the deduction of investment management fees and applicable taxes. The historical performance shown is that of the Canada Life segregated fund or the underlying third-party fund. Performance data is provided for illustrative purposes only and represents past performance, which is not indicative of future performance. For more information on the fund and its holdings, call the Canada Life Retirement Information Line at 1-800-305-1444.