

Fund facts

as at Sept. 30, 2012

Fund code: S251

Asset class: Fixed income

Asset category: Canadian Bond

Fund inception date: November 2000

Segregated fund size: \$8.1 million

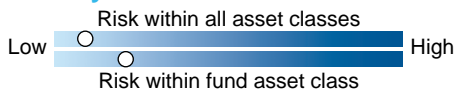
Underlying fund: Jarislowsky Fraser Bond Fund

Underlying fund size: \$285.7 million

Yield to maturity: 2.67%

Duration: 6.44

Volatility meter



Investment advisor

Jarislowsky Fraser Ltd.

Who is Jarislowsky Fraser Ltd.?

- Independent investment counseling firm founded in 1955
- Manages investments for clients in North America and Europe
- \$39.6 billion in assets under management as of December 31, 2011

Investment management style

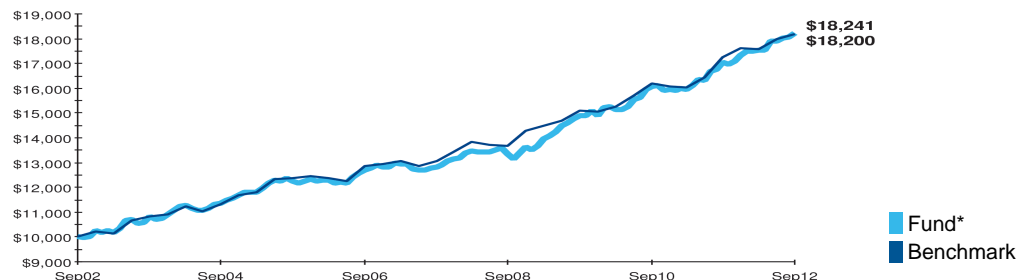
The firm constructs diversified, high quality portfolios designed to protect existing capital and achieve long-term growth. The investment model aims to produce consistent, above-average investment returns through changing economic environments, and to be effective at minimizing volatility in today's global markets.

Fund objective

Seeks high current income combined with capital appreciation. Benchmark for the Fund is the TSX DEX Universe. The firm's three guiding principles for managing bonds are: 1) safety of principal 2) conservative duration management 3) optimization of yield. The minimum average quality is "A".

Historical performance as at Sept. 30, 2012

This graph shows how a \$10,000 investment in this fund would have changed in value compared with the benchmark: 100 % DEX Universe Index



Compound returns as at Sept. 30, 2012

	3 Mth	1 Year	2 Year**	3 Year**	4 Year**	5 Year**	10 Year**
Fund*	2.00%	7.07%	6.58%	6.97%	8.14%	7.30%	6.20%
Benchmark	1.23%	5.45%	6.05%	6.47%	7.42%	6.86%	6.17%

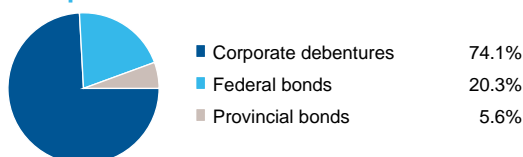
** Stated on an annualized basis

Calendar year returns

	YTD 2012	2011	2010	2009	2008	2007
Fund*	5.26%	8.63%	7.15%	9.15%	3.78%	2.53%
Benchmark	3.29%	9.66%	6.74%	5.41%	6.40%	3.69%

* Any performance shown prior to the fund's inception date is that of the underlying fund and is considered representative of this fund's performance.

Composition



Bond term

Not available

Credit quality



Top holdings as at Sept. 30, 2012

Canada Housing Trust, 1.45%, Mar/15/2015	5.5%
Gov't of Canada, 5.75%, Jun/1/2029	3.9%
Bank of Montreal, 5.10%, Apr/21/2021	2.8%
Great-West Lifeco, 5.69%, Jun/21/2067	2.5%
TD Bank, 4.78%, Dec/14/2105	2.5%
General Electric, 5.53%, Aug/17/2017	2.3%
Wells Fargo & Co, 2.77%, Feb/9/2017	2.1%
Canada Housing Trust, 2.75%, Jun/15/2016	2.0%
Manulife Financial, 5.16%, Jun/26/2015	1.9%
Sun Life Financial Inc., 4.95%, Jun/1/2036	1.9%
Total	27.4%

Canada Life and design are trademarks of The Canada Life Assurance Company. The group retirement savings and payout annuity products are issued by Canada Life. Canada Life and London Life Insurance Company are subsidiaries of Great-West Life. The indicated fund performance reflects changes in unit value and reinvestment of all distributions, and is after deduction of all fund operating expenses and applicable taxes, but before the deduction of investment management fees and applicable taxes. The historical performance shown is that of the Canada Life segregated fund or the underlying third-party fund. Performance data is provided for illustrative purposes only and represents past performance, which is not indicative of future performance. For more information on the fund and its holdings, call the Canada Life Retirement Information Line at 1-800-305-1444.