

Fund facts

as at Sept. 30, 2012

Fund code: S337

Asset class: Fixed income

Asset category: Canadian Bond

Fund inception date: February 2003

Segregated fund size: \$1.6 million

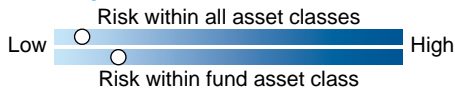
Underlying fund: Trimark Canadian Bond Fund

Underlying fund size: \$1716.2 million

Yield to maturity: 2.53%

Duration: 6.17

Volatility meter



Investment advisor

Invesco Canada Ltd.

Who is Invesco Canada Ltd.?

- Invesco originally incorporated in 1935
- Invesco currently offers investment solutions branded under the Invesco, Trimark and PowerShares® Funds names
- Manages \$636.6 billion in assets as at December 31, 2011

Investment management style

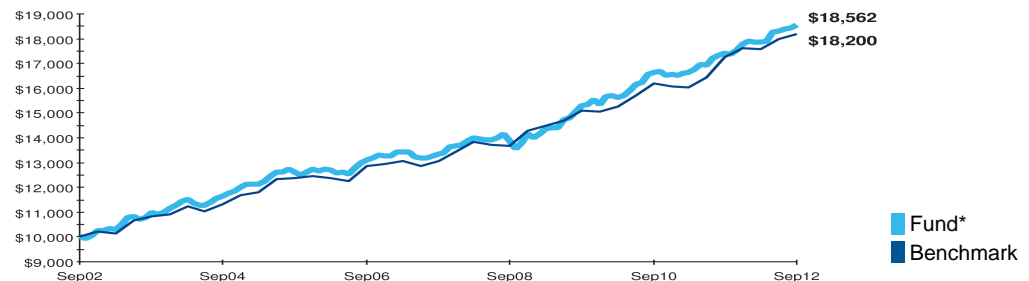
The portfolio management team places a great deal of emphasis on relative value and rigorous credit analysis, with additional focus on anticipated changes in interest rates and yield curve positioning.

Fund objective

To provide above-average investment returns through a combination of income and capital growth. The Fund invests primarily in debt securities issued by Canadian federal, provincial or municipal governments and companies.

Historical performance as at Sept. 30, 2012

This graph shows how a \$10,000 investment in this fund would have changed in value compared with the benchmark: 100 % DEX Universe Index



Compound returns as at Sept. 30, 2012

	3 Mth	1 Year	2 Year**	3 Year**	4 Year**	5 Year**	10 Year**
Fund*	1.43%	6.50%	5.61%	6.65%	7.51%	6.82%	6.38%
Benchmark	1.23%	5.45%	6.05%	6.47%	7.42%	6.86%	6.17%

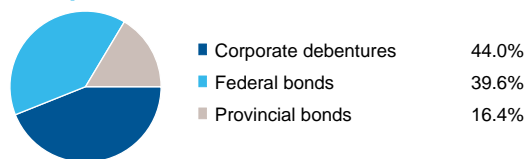
** Stated on an annualized basis

Calendar year returns

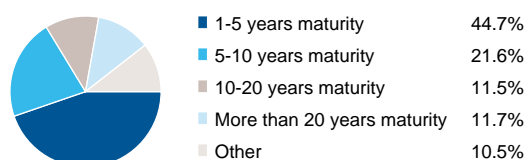
	YTD 2012	2011	2010	2009	2008	2007
Fund*	4.40%	7.40%	7.92%	8.33%	3.44%	3.30%
Benchmark	3.29%	9.66%	6.74%	5.41%	6.40%	3.69%

* Any performance shown prior to the fund's inception date is that of the underlying fund and is considered representative of this fund's performance.

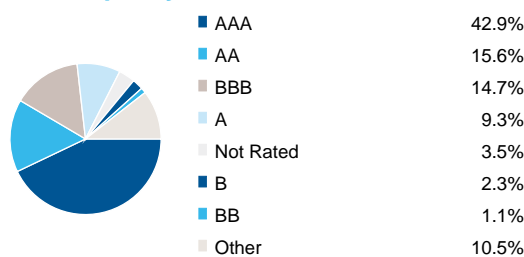
Composition



Bond term



Credit quality



Top holdings as at Sept. 30, 2012

Gov't of Canada, 4.00%, Jun/1/2041	10.4%
Gov't of Canada, 5.75%, Jun/1/2029	5.5%
Province of Ontario, 6.50%, Mar/8/2029	4.7%
Gov't of Canada, 3.50%, Jun/1/2020	4.1%
Gov't of Canada, 3.25%, Jun/1/2021	3.2%
Province of Ontario, 4.00%, Jun/2/2021	3.1%
Gov't of Canada, 2.00%, Jun/1/2016	2.9%
Province of Ontario, 4.30%, Mar/8/2017	2.8%
Gov't of Canada, 4.00%, Jun/1/2017	2.3%
Province of Ontario, 4.40%, Mar/8/2016	2.2%
Total	41.2%

Canada Life and design are trademarks of The Canada Life Assurance Company. The group retirement savings and payout annuity products are issued by Canada Life. Canada Life and London Life Insurance Company are subsidiaries of Great-West Life. The indicated fund performance reflects changes in unit value and reinvestment of all distributions, and is after deduction of all fund operating expenses and applicable taxes, but before the deduction of investment management fees and applicable taxes. The historical performance shown is that of the Canada Life segregated fund or the underlying third-party fund. Performance data is provided for illustrative purposes only and represents past performance, which is not indicative of future performance. For more information on the fund and its holdings, call the Canada Life Retirement Information Line at 1-800-305-1444.