

Fund facts

as at Sept. 30, 2012

Fund code: S052

Asset class: Canadian equity

Asset category: Canadian Equity


Fund inception date: March 1994

Segregated fund size: \$19.7 million

Underlying fund: Trimark Canadian Fund

Underlying fund size: \$1310.7 million

Volatility meter



Equity style and capitalization overview

	Value	Core/GARP	Growth
Large	█		
Mid			
Small			

Investment advisor

Invesco Canada Ltd.

Who is Invesco Canada Ltd.?

- Invesco originally incorporated in 1935
- Invesco currently offers investment solutions branded under the Invesco, Trimark and PowerShares® Funds names
- Manages \$636.6 billion in assets as at December 31, 2011

Investment management style

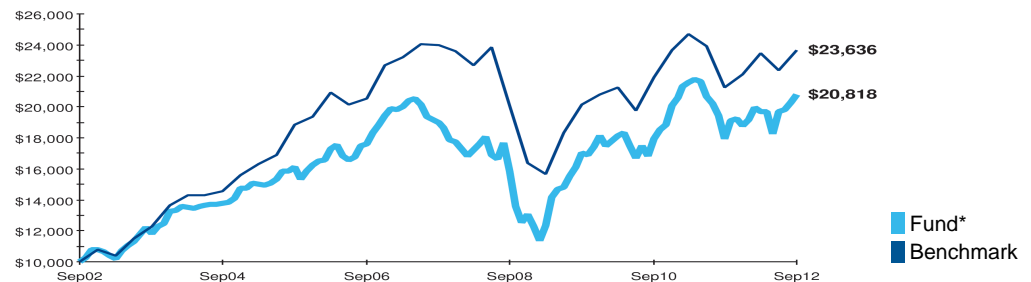
The investment team seeks companies with excellent growth value. The team looks for companies that invest in their businesses to obtain a competitive advantage; show an ability to recognize and act on opportunities for expansion; and have management with strong entrepreneurial skills.

Fund objective

Provide long-term capital growth with a high degree of reliability. The Fund focuses on strong Canadian companies with competitive advantages in their respective markets.

Historical performance as at Sept. 30, 2012

This graph shows how a \$10,000 investment in this fund would have changed in value compared with the benchmark: 65% S&P/TSX Composite Index, 35% MSCI World Index



Compound returns as at Sept. 30, 2012

	3 Mth	1 Year	2 Year**	3 Year**	4 Year**	5 Year**	10 Year**
Fund*	5.76%	15.91%	7.69%	6.87%	7.04%	1.88%	7.61%
Benchmark	5.74%	11.09%	3.96%	5.48%	4.18%	-0.30%	8.98%

** Stated on an annualized basis

Calendar year returns

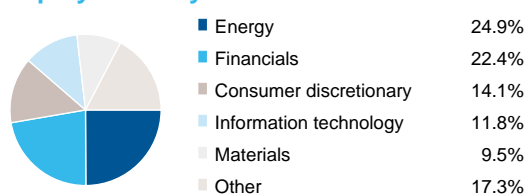
	YTD 2012	2011	2010	2009	2008	2007
Fund*	11.02%	-6.71%	10.68%	39.13%	-26.39%	-8.71%
Benchmark	6.81%	-6.45%	13.68%	27.11%	-30.62%	3.93%

* Any performance shown prior to the fund's inception date is that of the underlying fund and is considered representative of this fund's performance.

Composition



Equity industry



Geographic split



Top holdings as at Sept. 30, 2012

MacDonald Dettwiler & Assoc.	4.8%
TD Bank	4.8%
Trinidad Drilling	4.7%
Thomson Reuters	4.6%
Manulife Financial	4.4%
Suncor Energy	4.2%
Legg Mason	3.8%
Enerflex Ltd.	3.8%
Toromont Industries	3.5%
Boston Scientific	3.2%
Total	41.8%

Canada Life and design are trademarks of The Canada Life Assurance Company. The group retirement savings and payout annuity products are issued by Canada Life. Canada Life and London Life Insurance Company are subsidiaries of Great-West Life. The indicated fund performance reflects changes in unit value and reinvestment of all distributions, and is after deduction of all fund operating expenses and applicable taxes, but before the deduction of investment management fees and applicable taxes. The historical performance shown is that of the Canada Life segregated fund or the underlying third-party fund. Performance data is provided for illustrative purposes only and represents past performance, which is not indicative of future performance. For more information on the fund and its holdings, call the Canada Life Retirement Information Line at 1-800-305-1444.