

## Fund facts

as at Sept. 30, 2012

**Fund code:** S038

**Asset class:** Foreign equity

**Asset category:** Regional Equity

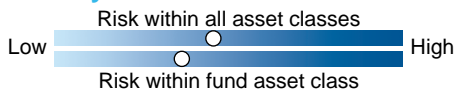
**Fund inception date:** November 1995

**Segregated fund size:** \$47.9 million

**Underlying fund:** Mackenzie Universal Select Managers Far East Capital Class

**Underlying fund size:** \$63.4 million

## Volatility meter



## Equity style and capitalization overview

|       | Value | Core/GARP | Growth |
|-------|-------|-----------|--------|
| Large |       |           |        |
| Mid   |       |           |        |
| Small |       |           |        |

## Investment advisor

Mackenzie Financial Corporation

## Who is Mackenzie Financial Corporation?

- Established in 1967
- Over \$61.63 billion in assets under management as at December 31, 2011
- A part of the IGM Financial Inc. group of companies

## Investment management style

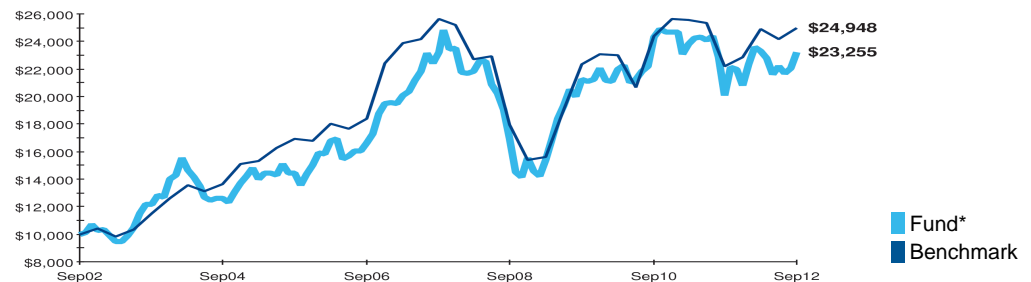
Each lead manager selects approximately 10 core holdings. Occasionally all the major industry sectors will be represented, with a certain element of style, country, company and sector diversification. The Fund may use derivatives for hedging and non-hedging purposes, provided the use of derivatives is consistent with the Fund's investment objective.

## Fund objective

The Fund pursues long-term capital growth by investing in a concentrated portfolio of Asian equity securities (excluding Japanese securities). The Fund may invest in securities traded in Hong Kong, South Korea, Taiwan, China, Malaysia, Indonesia, Philippines, New Zealand, India, Pakistan, Thailand and other Asian markets.

## Historical performance as at Sept. 30, 2012

This graph shows how a \$10,000 investment in this fund would have changed in value compared with the benchmark: 100% MSCI Pacific Free Ex-Japan Index



## Compound returns as at Sept. 30, 2012

|           | 3 Mth | 1 Year | 2 Year** | 3 Year** | 4 Year** | 5 Year** | 10 Year** |
|-----------|-------|--------|----------|----------|----------|----------|-----------|
| Fund*     | 4.61% | 15.82% | -2.21%   | 3.08%    | 8.30%    | 0.00%    | 8.81%     |
| Benchmark | 3.35% | 12.42% | 1.16%    | 3.79%    | 8.59%    | -0.52%   | 9.57%     |

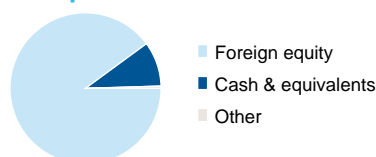
\*\* Stated on an annualized basis

## Calendar year returns

|           | YTD 2012 | 2011    | 2010   | 2009   | 2008    | 2007   |
|-----------|----------|---------|--------|--------|---------|--------|
| Fund*     | 11.69%   | -15.65% | 11.88% | 42.06% | -33.92% | 20.41% |
| Benchmark | 9.00%    | -10.61% | 11.10% | 49.49% | -38.81% | 12.27% |

\* Any performance shown prior to the fund's inception date is that of the underlying fund and is considered representative of this fund's performance.

## Composition



## Equity industry



## Geographic split



## Top holdings as at Sept. 30, 2012

|  |              |
|--|--------------|
| Samsung Electronics Co. . . . .          | 6.0%         |
| Thai Beverage Public Co Ltd . . . . .    | 4.7%         |
| China Mobile Ltd. . . . .                | 4.7%         |
| China Oilfield Services Ltd. . . . .     | 4.6%         |
| Alliance Global Group . . . . .          | 4.0%         |
| Ju Teng International Holdings . . . . . | 3.9%         |
| HSBC Holdings PLC . . . . .              | 3.8%         |
| Emperor International Holdings . . . . . | 3.5%         |
| Samsung C&T Corporation . . . . .        | 3.5%         |
| First Pacific . . . . .                  | 3.4%         |
| <b>Total</b>                             | <b>42.1%</b> |

Canada Life and design are trademarks of The Canada Life Assurance Company. The group retirement savings and payout annuity products are issued by Canada Life. Canada Life and London Life Insurance Company are subsidiaries of Great-West Life. The indicated fund performance reflects changes in unit value and reinvestment of all distributions, and is after deduction of all fund operating expenses and applicable taxes, but before the deduction of investment management fees and applicable taxes. The historical performance shown is that of the Canada Life segregated fund or the underlying third-party fund. Performance data is provided for illustrative purposes only and represents past performance, which is not indicative of future performance. For more information on the fund and its holdings, call the Canada Life Retirement Information Line at 1-800-305-1444.