

Fund facts

as at Sept. 30, 2012

Fund code: S361

Asset class: Foreign equity

Asset category: Global Equity


Fund inception date: November 2010

Segregated fund size: n/a

Underlying fund: AGF Global Value Fund

Underlying fund size: \$463.1 million

Volatility meter



Equity style and capitalization overview

	Value	Core/GARP	Growth
Large			
Mid			
Small			

Investment advisor

AGF Investments Inc.

Who is AGF Investments Inc.?

- Founded in 1957
- Offices across Canada and subsidiaries around the world
- \$45.1 billion in assets under management as at December 31, 2011

Investment management style

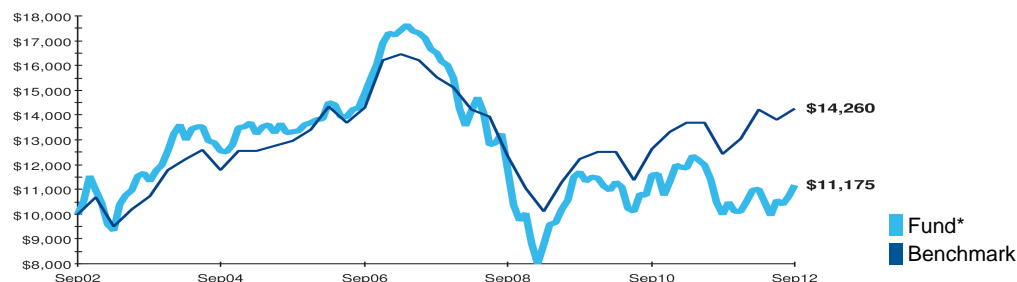
AGF uses a pure bottom-up value investment style. The firm seeks quality franchises presently out-of-favour, who back their findings with rigorous due diligence and then hold those stocks through fruition.

Fund objective

To provide superior long-term capital growth. It invests primarily in equity securities of companies around the world.

Historical performance as at Sept. 30, 2012

This graph shows how a \$10,000 investment in this fund would have changed in value compared with the benchmark: 100% MSCI World Index



Compound returns as at Sept. 30, 2012

	3 Mth	1 Year	2 Year**	3 Year**	4 Year**	5 Year**	10 Year**
Fund*	5.98%	11.97%	-1.66%	-1.52%	-1.39%	-7.51%	1.12%
Benchmark	3.35%	14.61%	6.33%	5.24%	3.68%	-1.66%	3.61%

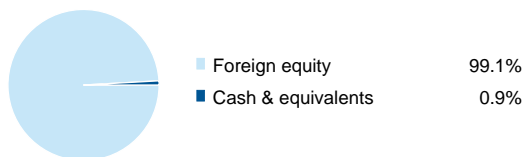
** Stated on an annualized basis

Calendar year returns

	YTD 2012	2011	2010	2009	2008	2007
Fund*	10.35%	-10.78%	-0.94%	14.11%	-35.14%	-8.35%
Benchmark	9.39%	-2.27%	6.59%	13.19%	-26.94%	-6.62%

* Any performance shown prior to the fund's inception date is that of the underlying fund and is considered representative of this fund's performance.

Composition



Equity industry



Geographic split



Top holdings as at Sept. 30, 2012

Merck & Company	4.9%
AT&T Inc.	4.9%
BNP Paribas SA	4.3%
ConocoPhillips	3.7%
Kingfisher PLC	3.5%
Allstate Corp.	3.3%
Takeda Chemical Industries	3.3%
GlaxoSmithKline PLC	3.2%
Royal Dutch Shell PLC	3.2%
Itochu Corp.	3.1%
Total	37.4%

Canada Life and design are trademarks of The Canada Life Assurance Company. The group retirement savings and payout annuity products are issued by Canada Life. Canada Life and London Life Insurance Company are subsidiaries of Great-West Life. The indicated fund performance reflects changes in unit value and reinvestment of all distributions, and is after deduction of all fund operating expenses and applicable taxes, but before the deduction of investment management fees and applicable taxes. The historical performance shown is that of the Canada Life segregated fund or the underlying third-party fund. Performance data is provided for illustrative purposes only and represents past performance, which is not indicative of future performance. For more information on the fund and its holdings, call the Canada Life Retirement Information Line at 1-800-305-1444.