

Fund facts

as at Sept. 30, 2012

Fund code: S036

Asset class: Fixed income

Asset category: Foreign Bond

Fund inception date: January 1994

Segregated fund size: \$38.0 million


Underlying fund: CLI International Bond Fund

Underlying fund size: \$38.0 million

Yield to maturity: 1.60%

Duration: 6.09

Volatility meter



Investment advisor

Canada Life Investments (CLI)

Who is Canada Life Investments (CLI)?

- UK-based asset manager responsible for managing equities, bonds, commercial mortgages and property
- manage assets for Canada Life UK and on behalf of institutional and retail clients
- £27.2 billion in assets under management as of December 31, 2011

Investment management style

CLI's active bond management style adds value through yield curve management, sector allocation and security selection using a high-quality portfolio composed of government and foreign pay bonds and supranational securities.

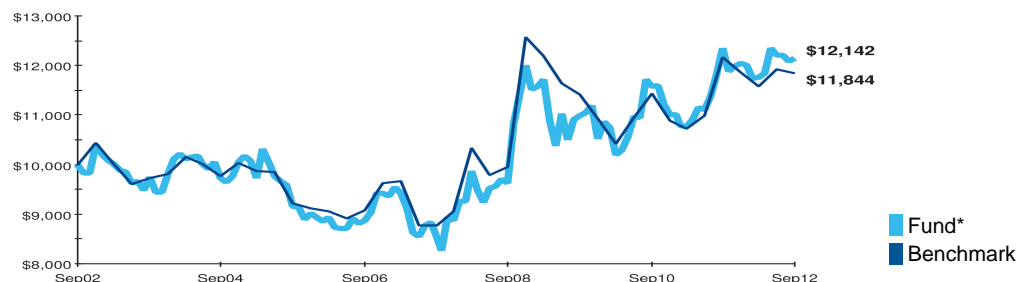
Note: Effective October 15, 2012, the investment objective of the Fund will be changing to have a stronger international focus to better align with the fund's intended investment mandate.

Fund objective

To provide income, capital preservation and modest capital appreciation, primarily through investments in foreign denominated, quality fixed income securities.

Historical performance as at Sept. 30, 2012

This graph shows how a \$10,000 investment in this fund would have changed in value compared with the benchmark: 100% Citigroup WGBI Index



Compound returns as at Sept. 30, 2012

	3 Mth	1 Year	2 Year**	3 Year**	4 Year**	5 Year**	10 Year**
Fund*	-0.47%	-1.72%	2.38%	3.39%	5.96%	7.34%	1.96%
Benchmark	-0.62%	-2.59%	1.74%	1.23%	4.46%	6.17%	1.71%

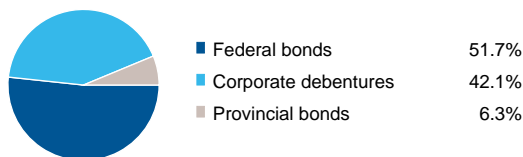
** Stated on an annualized basis

Calendar year returns

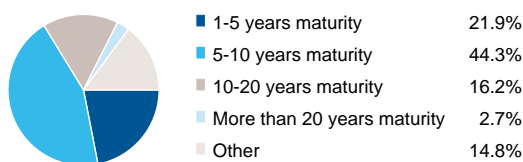
	YTD 2012	2011	2010	2009	2008	2007
Fund*	0.85%	9.42%	4.59%	-12.30%	35.25%	-5.79%
Benchmark	-0.11%	8.98%	-0.45%	-13.05%	38.69%	-5.89%

* Any performance shown prior to the fund's inception date is that of the underlying fund and is considered representative of this fund's performance.

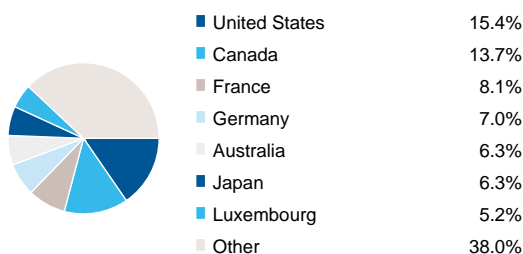
Composition



Bond term



Geographic split



Top holdings as at Sept. 30, 2012

Asian Development Bank, 2.35%, Jun/21/2027	6.0%
Government of Japan, 0.20%, Mar/15/2013	6.0%
Government of Australia, 5.25%, Mar/15/2019	4.9%
Province of Ontario, 1.65%, Jun/8/2020	4.6%
European Inv Bank, 1.40%, Jun/20/2017	4.0%
KfW Bankengruppe, 3.13%, Jun/15/2018	3.7%
Gov't of Canada, Oct/4/2012	3.3%
EFSF, 3.38%, Jul/5/2021	3.1%
Government of France, 4.00%, Apr/25/2013	2.8%
GMANGINI ZAFFERANO, 1.00%, May/5/2015	2.6%
Total	41.0%

Canada Life and design are trademarks of The Canada Life Assurance Company. The group retirement savings and payout annuity products are issued by Canada Life. Canada Life and London Life Insurance Company are subsidiaries of Great-West Life. The indicated fund performance reflects changes in unit value and reinvestment of all distributions, and is after deduction of all fund operating expenses and applicable taxes, but before the deduction of investment management fees and applicable taxes. The historical performance shown is that of the Canada Life segregated fund or the underlying third-party fund. Performance data is provided for illustrative purposes only and represents past performance, which is not indicative of future performance. For more information on the fund and its holdings, call the Canada Life Retirement Information Line at 1-800-305-1444.