

Fund facts

as at Sept. 30, 2012

Fund code: S111

Asset class: Foreign equity

Asset category: Global Equity

Fund inception date: October 1997

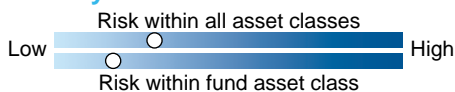
Segregated fund size: \$1.6 million

Underlying fund: MFS McLean Budden

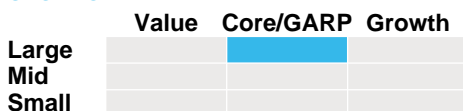
Global Equity Fund

Underlying fund size: \$913.2 million

Volatility meter



Equity style and capitalization overview



Investment advisor

MFS McLean Budden

Who is MFS McLean Budden?

- MFS McLean Budden was formed in 2011 with the merger of MFS and McLean Budden
- Head office in Boston, USA, with a Canadian presence centered in Toronto
- Over \$28.4 billion in assets under management as at December 31, 2011

Investment management style

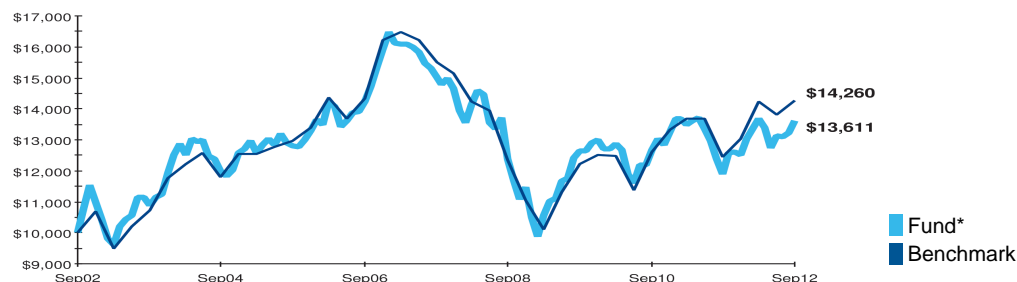
The firm's equity management style focuses on security selection to add most of the value. Companies with earnings stability, strong management teams and sound balance sheets are emphasized in their growth equity portfolios. Companies relatively undervalued with healthy balance sheets, and exhibiting a catalyst for revaluation are favoured in the firm's value equity portfolio.

Fund objective

To provide investors with superior capital growth over the long term. The Fund invests primarily in the stocks of 40 to 50 U.S. companies selected from the S&P 500 Index, and in 40 to 50 American Depository Receipts. Companies are chosen for growth potential, where the expected earnings growth is faster than that for the overall market.

Historical performance as at Sept. 30, 2012

This graph shows how a \$10,000 investment in this fund would have changed in value compared with the benchmark: 100% MSCI World Index



Compound returns as at Sept. 30, 2012

	3 Mth	1 Year	2 Year**	3 Year**	4 Year**	5 Year**	10 Year**
Fund*	3.67%	14.34%	3.58%	2.49%	2.38%	-1.95%	3.13%
Benchmark	3.35%	14.61%	6.33%	5.24%	3.68%	-1.66%	3.61%

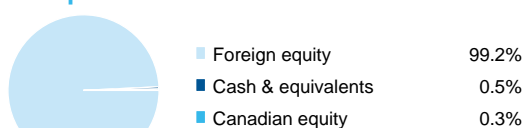
** Stated on an annualized basis

Calendar year returns

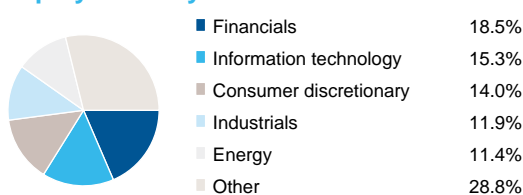
	YTD 2012	2011	2010	2009	2008	2007
Fund*	8.76%	-5.72%	1.98%	13.44%	-21.78%	-7.83%
Benchmark	9.39%	-2.27%	6.59%	13.19%	-26.94%	-6.62%

* Any performance shown prior to the fund's inception date is that of the underlying fund and is considered representative of this fund's performance.

Composition



Equity industry



Geographic split



Top holdings as at Sept. 30, 2012

Apple	3.1%
Exxon Mobil	2.6%
Target Corp.	2.0%
Japan Tobacco Inc.	1.8%
Royal Dutch Shell PLC	1.7%
Danone Group	1.4%
Vodafone Group PLC	1.4%
Google	1.4%
Danaher Corp.	1.4%
Pfizer	1.3%
Total	18.1%

Canada Life and design are trademarks of The Canada Life Assurance Company. The group retirement savings and payout annuity products are issued by Canada Life. Canada Life and London Life Insurance Company are subsidiaries of Great-West Life. The indicated fund performance reflects changes in unit value and reinvestment of all distributions, and is after deduction of all fund operating expenses and applicable taxes, but before the deduction of investment management fees and applicable taxes. The historical performance shown is that of the Canada Life segregated fund or the underlying third-party fund. Performance data is provided for illustrative purposes only and represents past performance, which is not indicative of future performance. For more information on the fund and its holdings, call the Canada Life Retirement Information Line at 1-800-305-1444.