

## Fund facts

as at Sept. 30, 2012

**Fund code:** S051

**Asset class:** Foreign equity

**Asset category:** Global Equity

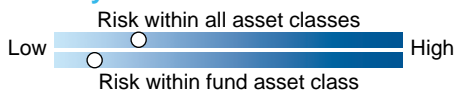
**Fund inception date:** March 1994

**Segregated fund size:** \$60.1 million

**Underlying fund:** Trimark Fund

**Underlying fund size:** \$2544.1 million

## Volatility meter



## Equity style and capitalization overview

	Value	Core/GARP	Growth
Large	█		
Mid			
Small			

## Investment advisor

Invesco Canada Ltd.

## Who is Invesco Canada Ltd.?

- Invesco originally incorporated in 1935
- Invesco currently offers investment solutions branded under the Invesco, Trimark and PowerShares® Funds names
- Manages \$636.6 billion in assets as at December 31, 2011

## Investment management style

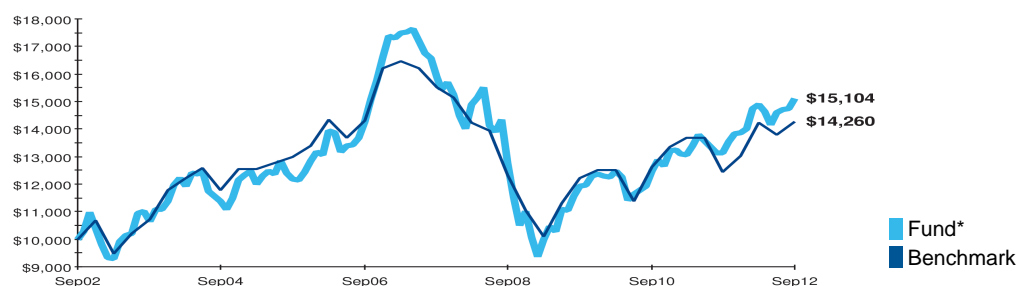
Through intense company research, the investment team develops a unique business thesis that is yet unrecognized by other investors. When choosing companies, the team looks for those whose technology, entrepreneurship, and inventiveness give them a competitive advantage in the global marketplace.

## Fund objective

Achieve strong capital growth with a high degree of reliability over the long term. The Fund invests in stocks of leading companies anywhere in the world; location is a secondary consideration as companies in this Fund generate their revenue globally.

## Historical performance as at Sept. 30, 2012

This graph shows how a \$10,000 investment in this fund would have changed in value compared with the benchmark: 100% MSCI World Index



## Compound returns as at Sept. 30, 2012

	3 Mth	1 Year	2 Year**	3 Year**	4 Year**	5 Year**	10 Year**
Fund*	3.40%	15.00%	10.04%	8.24%	4.28%	-0.99%	4.21%
Benchmark	3.35%	14.61%	6.33%	5.24%	3.68%	-1.66%	3.61%

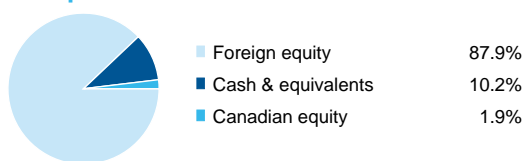
\*\* Stated on an annualized basis

## Calendar year returns

	YTD 2012	2011	2010	2009	2008	2007
Fund*	9.03%	4.98%	6.78%	12.17%	-27.70%	-8.19%
Benchmark	9.39%	-2.27%	6.59%	13.19%	-26.94%	-6.62%

\* Any performance shown prior to the fund's inception date is that of the underlying fund and is considered representative of this fund's performance.

## Composition



## Equity industry



## Geographic split



## Top holdings as at Sept. 30, 2012

Google	3.5%
Nestle S.A.	3.3%
Walt Disney	3.3%
British American Tobacco	3.1%
Becton Dickinson	3.0%
Apple	2.9%
Novartis AG	2.8%
Experian PLC	2.7%
Adidas Ag-Adr	2.7%
Henkel KGaA	2.6%
<b>Total</b>	<b>29.9%</b>

Canada Life and design are trademarks of The Canada Life Assurance Company. The group retirement savings and payout annuity products are issued by Canada Life. Canada Life and London Life Insurance Company are subsidiaries of Great-West Life. The indicated fund performance reflects changes in unit value and reinvestment of all distributions, and is after deduction of all fund operating expenses and applicable taxes, but before the deduction of investment management fees and applicable taxes. The historical performance shown is that of the Canada Life segregated fund or the underlying third-party fund. Performance data is provided for illustrative purposes only and represents past performance, which is not indicative of future performance. For more information on the fund and its holdings, call the Canada Life Retirement Information Line at 1-800-305-1444.