

## Fund facts

as at Sept. 30, 2012

**Fund code:** S362

**Asset class:** Asset allocation

**Asset category:** Balanced

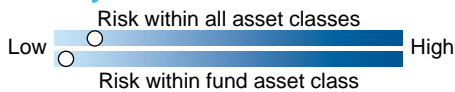
**Fund inception date:** November 2010

**Segregated fund size:** \$0.082 million

**Underlying fund:** BlackRock CDN LifePath Index Retirement Fund

**Underlying fund size:** \$182.7 million

## Volatility meter



## Investment advisor

BlackRock Asset Management Canada Limited

## Who is BlackRock Asset Management Canada Limited?

- Manages \$3.51 trillion dollars worldwide in assets as at December 31, 2011
- Headquartered in New York
- Over 8,500 employees in 24 countries

## Investment management style

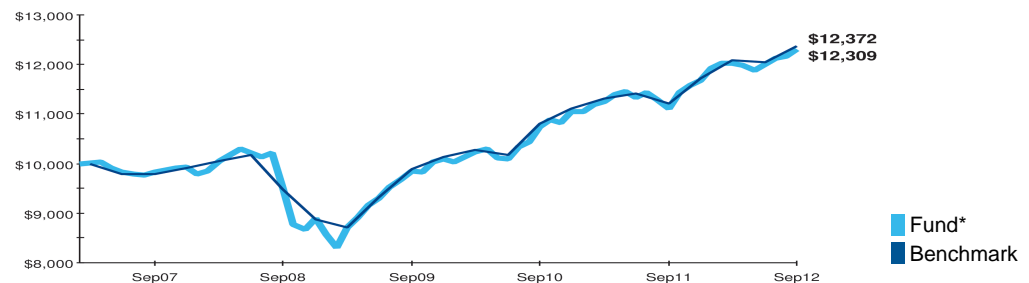
Each LifePath® strategy is a diversified portfolio, tailored to the investment time horizon of the investor. The name of each strategy represents the year when the investor will most likely begin to draw interest and/or principal out of their investment portfolio. The Fund employs an investment model that analyzes asset class data including risk, correlations and expected returns, and provides portfolio recommendations amongst broad asset classes. The allocations are constantly monitored and rebalanced quarterly in an effort to maximize expected return for a given level of risk.

## Fund objective

To provide investors with a single fund that's broadly diversified among Canadian and international stocks, bonds and alternative investments. The Fund automatically evolves to a more conservative asset mix over time to match the investor's investment time horizon.

## Historical performance as at Sept. 30, 2012

This graph shows how a \$10,000 investment in this fund would have changed in value compared with the benchmark: 45.45% DEX Universe Bond, 14.55% DEX Real Return Bond, 7.42% S&P/TSX Capped Composite, 9.64% S&P 500, 0.84% Russell 2000, 7.88% MSCI EAFE, 2.76% MSCI Emerging Markets, 5.24% S&P GSCI Commodity, 4.97% FTSE EPRA/NAREIT Developed, 1.25% Dow Jones Brookfield Global Infrastructure



## Compound returns as at Sept. 30, 2012

	3 Mth	1 Year	2 Year**	3 Year**	4 Year**	5 Year**	10 Year**
Fund*	2.55%	10.87%	7.05%	7.69%	6.64%	4.60%	n/a
Benchmark	2.64%	10.31%	7.01%	7.78%	6.88%	4.78%	n/a

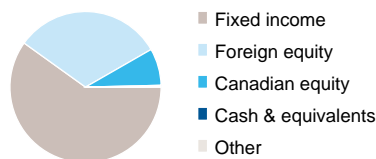
\*\* Stated on an annualized basis

## Calendar year returns

	YTD 2012	2011	2010	2009	2008	2007
Fund*	5.31%	5.86%	9.36%	13.64%	-10.52%	n/a
Benchmark	5.50%	5.65%	9.63%	14.16%	-10.55%	n/a

\* Any performance shown prior to the fund's inception date is that of the underlying fund and is considered representative of this fund's performance.

## Composition



## Top holdings as at Sept. 30, 2012

BlackRock Canada Universe Bond Index . . . . .	45.3%
iShares DEX Real Return Bond Index Fund . . . . .	14.6%
BlackRock CDN US Equity Index Non-Tax . . . . .	9.6%
BlackRock CDN MSCI EAFE Equity Index . . . . .	7.8%
BlackRock Canadian Equity Index . . . . .	7.5%
iShares GSCI Commodity E.T.F. . . . .	5.3%
BlackRock CDN Global Developed Real Estate Index Fund . . . . .	4.8%
iShares MSCI Emerg Mkt E.T.F. . . . .	2.8%
BlackRock CDN Global Infrastructure Equity Index Fund . . . . .	1.2%
iShares Rusl 2000 E.T.F. . . . .	0.8%
<b>Total</b>	<b>99.7%</b>

Canada Life and design are trademarks of The Canada Life Assurance Company. The group retirement savings and payout annuity products are issued by Canada Life. Canada Life and London Life Insurance Company are subsidiaries of Great-West Life. The indicated fund performance reflects changes in unit value and reinvestment of all distributions, and is after deduction of all fund operating expenses and applicable taxes, but before the deduction of investment management fees and applicable taxes. The historical performance shown is that of the Canada Life segregated fund or the underlying third-party fund. Performance data is provided for illustrative purposes only and represents past performance, which is not indicative of future performance. For more information on the fund and its holdings, call the Canada Life Retirement Information Line at 1-800-305-1444.