

## Fund facts

as at Sept. 30, 2012

**Fund code:** S322

**Asset class:** Asset allocation

**Asset category:** Advanced

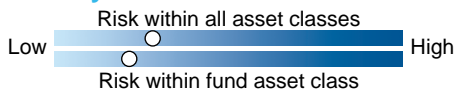
**Fund inception date:** January 1998

**Segregated fund size:** \$0.6 million

**Underlying fund:** Russell Investments LP Long Term Growth Fund

**Underlying fund size:** \$89.7 million

## Volatility meter



## Investment advisor

Russell Investments Canada Limited

## Who is Russell Investments Canada Limited?

- Founded in 1936
- Operates in more than 35 countries
- Approximately \$140.8 billion in assets under management as at December 31, 2011

## Investment management style

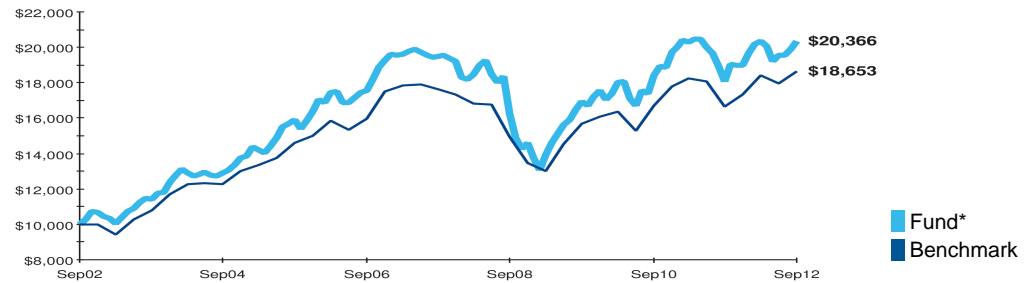
The Long-Term Growth Portfolio is a moderate to aggressive portfolio that is an option for investors seeking long-term capital growth with lower relative volatility.

## Fund objective

The LifePoints® Long-Term Growth Portfolio seeks to provide long-term capital growth through exposure to equities and fixed-income securities.

## Historical performance as at Sept. 30, 2012

This graph shows how a \$10,000 investment in this fund would have changed in value compared with the benchmark: 28.5% S&P/TSX Capped Composite Index, 48.5% Russell Developed Large Cap Index Net, 18% DEX Universe Bond Index, 3% BofA Merrill Lynch Global High Yield Bond Index Hedged (CAD), 2% JP Morgan EMBI Global Diversified Index Hedged (CAD)



## Compound returns as at Sept. 30, 2012

	3 Mth	1 Year	2 Year**	3 Year**	4 Year**	5 Year**	10 Year**
Fund*	4.29%	12.65%	5.24%	6.29%	5.80%	0.87%	7.37%
Benchmark	4.01%	12.04%	5.61%	5.95%	5.70%	1.16%	6.43%

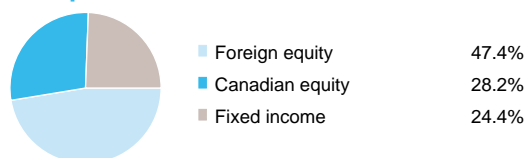
\*\* Stated on an annualized basis

## Calendar year returns

	YTD 2012	2011	2010	2009	2008	2007
Fund*	7.33%	-3.74%	12.21%	20.37%	-24.09%	-0.12%
Benchmark	7.45%	-2.27%	10.57%	19.55%	-22.60%	-0.97%

\* Any performance shown prior to the fund's inception date is that of the underlying fund and is considered representative of this fund's performance.

## Composition



## Top holdings as at Sept. 30, 2012

Russell Canadian Equity Fund . . . . .	24.2%
Russell Canadian Fixed Income Fund . . . . .	18.4%
Russell U.S. Equity Fund . . . . .	18.1%
Russell Overseas Equity Fund . . . . .	14.3%
Russell Global Equity Fund . . . . .	11.0%
Russell Global High Income Bond Pool Fund . . . . .	6.0%
Russell Emerging Market Equity Pool . . . . .	4.0%
Russell Smaller Companies Pool Fund . . . . .	4.0%
<b>Total</b>	<b>100.0%</b>

Canada Life and design are trademarks of The Canada Life Assurance Company. The group retirement savings and payout annuity products are issued by Canada Life. Canada Life and London Life Insurance Company are subsidiaries of Great-West Life. The indicated fund performance reflects changes in unit value and reinvestment of all distributions, and is after deduction of all fund operating expenses and applicable taxes, but before the deduction of investment management fees and applicable taxes. The historical performance shown is that of the Canada Life segregated fund or the underlying third-party fund. Performance data is provided for illustrative purposes only and represents past performance, which is not indicative of future performance. For more information on the fund and its holdings, call the Canada Life Retirement Information Line at 1-800-305-1444.